

August 30, 2019

**Clarification Package - Request For Proposals**

**STRUCTURED CABLING AND LOW-VOLTAGE DEVICE INSTALLATION**

Shoreline Family Health Care

1. #5 in Scope of Work states quantity of 4 drops in each of the rooms listed, however, the print shows 1, 2 and 4 drops in red. Do we go by the print, or #5 description? **The Print; the number of drops indicated at each location on the drawing supersedes the written note**
2. Are we supplying the WAPs? If so, what make/model? **No, WAPs are not in the cabling vendor scope**
3. Are we supplying the overhead speakers? **No, the speakers are not in the cabling vendor scope**
4. Are we supplying the monitors in #8? Are we mounting the large monitors? **No, neither the monitors nor the brackets are in the cabling vendor scope; final location of the feeds for the monitors (hgt on wall) will be coordinated in the field**
5. In room 153 Mail/copy room there are 2 data symbols with 3 red number 2's in the room. Is that 3- 2 drop locations or 2- 2drop locations? **A data symbol is missing; provide 3 drops with 2 ports in each, plus one wall phone drop**
6. All access point indicate one cable except room111,112 IOP/group rooms indicate 2 drops for each access point, is this correct? **Correction: ALL WAP locations should receive 1 (one) drop**
7. Is the low- voltage contractor to install the card readers and keypad cables for the owner's security vendors? **No security devices are included in the cabling vendor scope**
8. #4 states install 4 post rack 'as shown on attached diagram'. We need the diagram as it wasn't attached. **Missing RFP attachments are included in this clarification package**

**Additional Scope at Pharmacy Space**

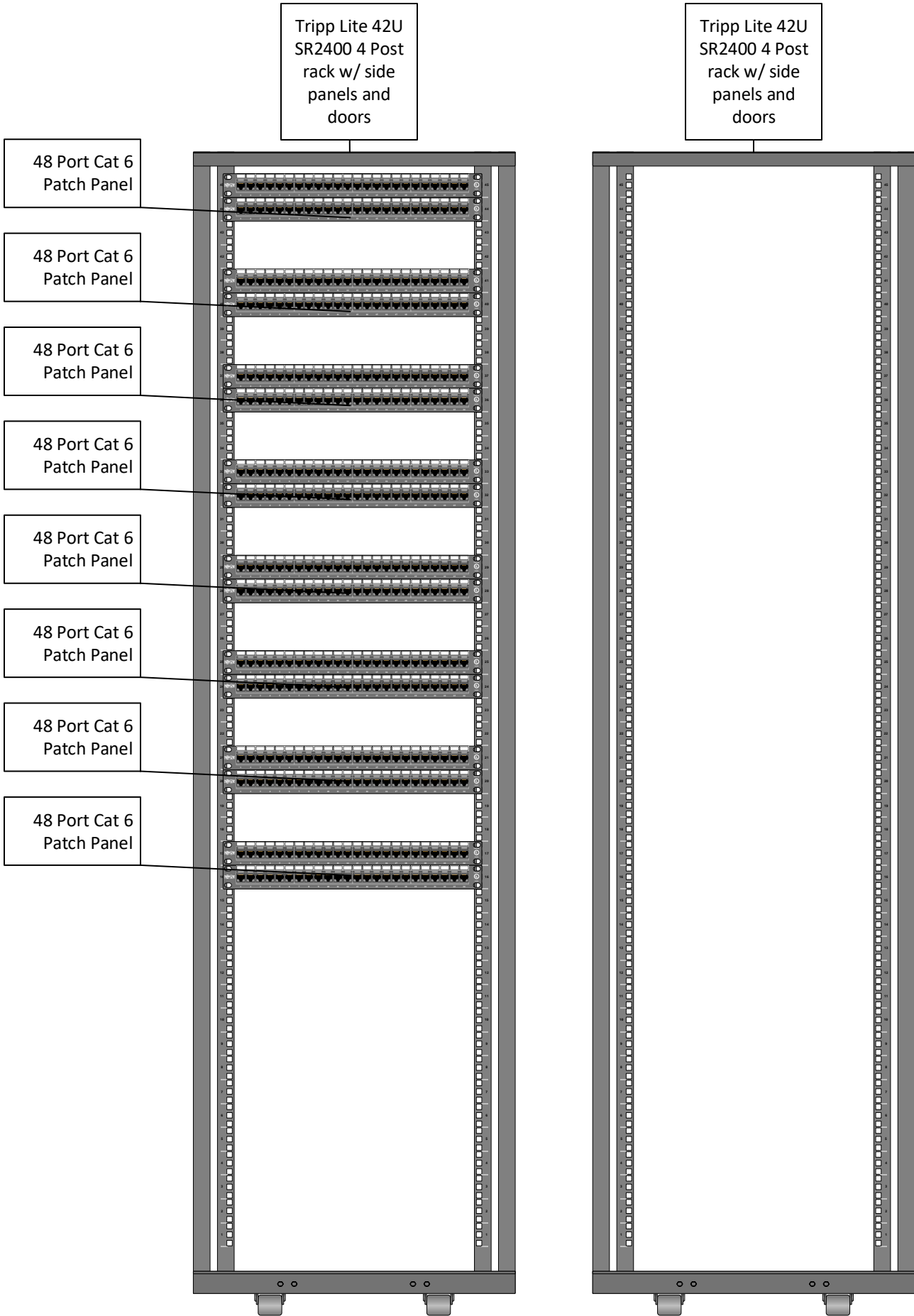
Additional requirements for cabling within the pharmacy space are attached to this clarifications package. Requirements include: 10 lines in adjacent wall to be terminated in millwork/work counter; 2 drops on sink wall as shown on the original location drawing; 7 lines to be run and coiled above ceiling for future camera installation; 20 additional lines, termination locations TBD; 1 WAP as shown on the original location drawing.

**Response Due Date Extension**

The deadline for proposal submission has been extended. Proposals must be received by **12:00PM Eastern Daylight Time on Friday September 6, 2019** in the Administrative Offices of Fair Haven Community Health Clinic, Inc., 374 Grand Avenue, Fair Haven, CT 06513, Attention: Camila Rubino, R.N, MSN, V.P of Operations, Fair Haven Community Health Clinic, Inc.

Proposals may be either in hard copy or by email [c.rubino@fhchc.org](mailto:c.rubino@fhchc.org).

Branford Patch Panel Layout



MODEL:

# SR2400

## SmartRack® 42U Value Series Standard-Depth Rack Enclosure Cabinet



42 Rack Units



2400 lb.  
Stationary  
Load Capacity



1600 lb.  
Rolling  
Load Capacity



Heavy-Duty  
Casters



Locking Doors &  
Side Panels



Standard  
19 in.  
Rack Width



Toolless  
Mounting Slots



Adjustable  
Rails with  
Easy-View  
Depth Index



Airflow  
Exceeds  
Server OEM  
Requirements



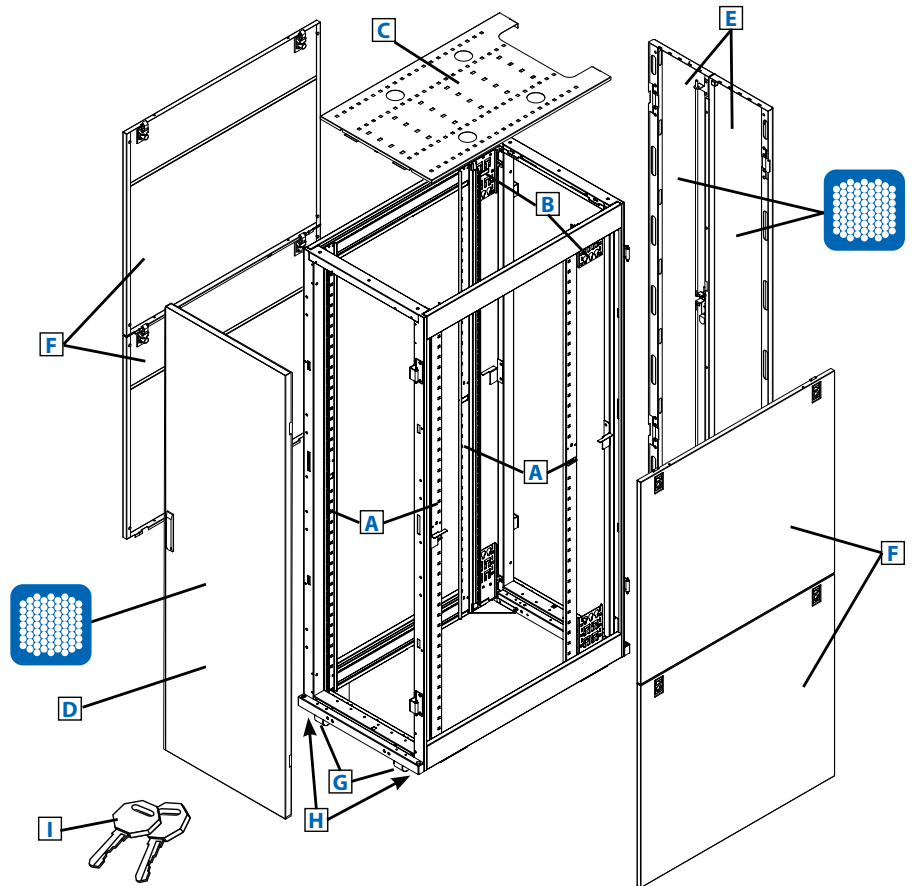
Integrated  
Bypass Tabs



Square Hole  
Mounting

- A** Adjustable Mounting Rails
- B** Toolless Mounting Slots
- C** Roof Panel (Removable)
- D** Front Door  
(Lockable/Removable/Reversible)
- E** Split Rear Doors  
(Lockable/Removable)
- F** Side Panels  
(Lockable/Removable)
- G** Heavy-Duty Casters
- H** Heavy-Duty Levelers
- I** Keys  
(For doors and side panels.)

Also Includes: Owner's manual,  
2 shipping/stabilizing brackets and  
equipment-mounting hardware (50 M6 cage  
nuts, 50 M6 washers, 50 M6 screws)



- Ships fully assembled for rapid deployment, but can be knocked down for easy reassembly in confined spaces
- Rolls into place on heavy-duty pre-installed removable casters
- Ideal for rack-mount server, network and telecom applications

### Specifications

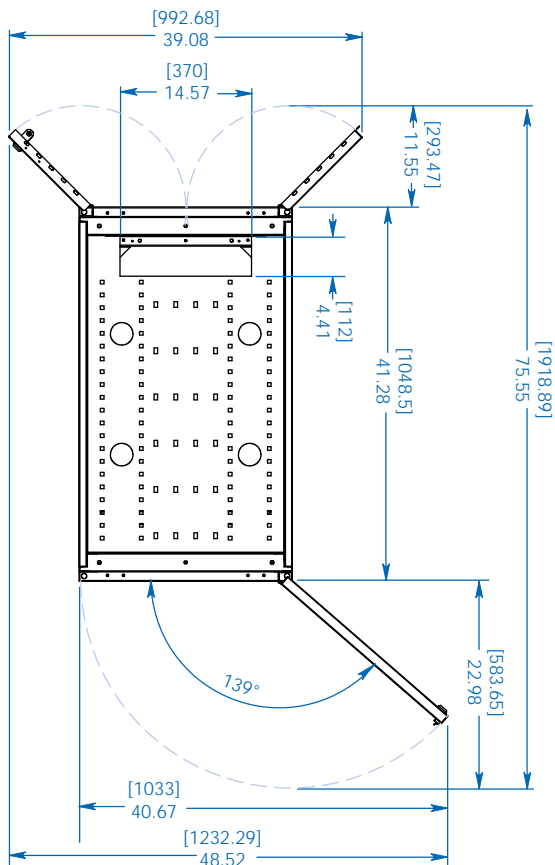
Model	SR2400
Rack Spaces	42U
Stationary Load Capacity	2400 lb. (1089 kg)
Rolling Load Capacity	1600 lb. (726 kg)
Unit Dimensions (H x W x D)	78.4 x 23.6 x 41.3 in. (1991 x 599 x 1049 mm)
Shipping Dimensions (H x W x D)	84.5 x 27.75 x 47 in. (2146 x 705 x 1194 mm)
Unit Weight	265 lb. (120 kg)
Shipping Weight	288 lb. (131 kg)
Standards	Meets EIA/ECA-310-E, RoHS, CE and UL 60950 (Accommodates all standard rack-mount equipment regardless of vendor.)



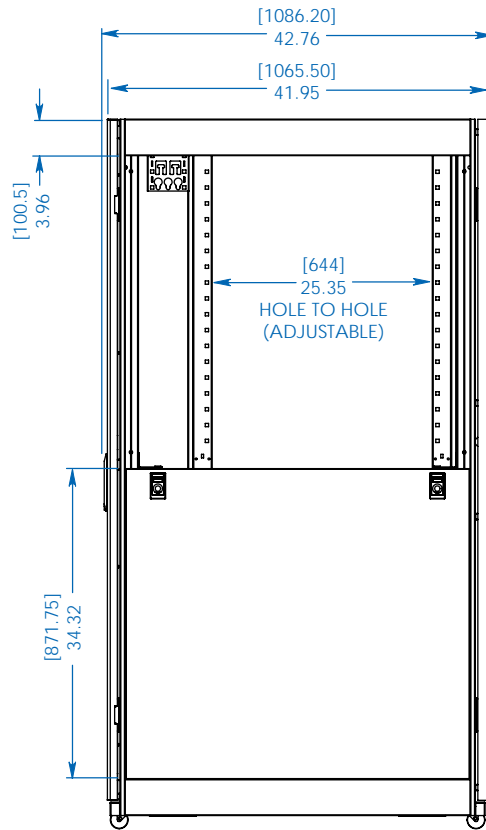
SEE NEXT PAGE FOR DETAILED UNIT MEASUREMENTS



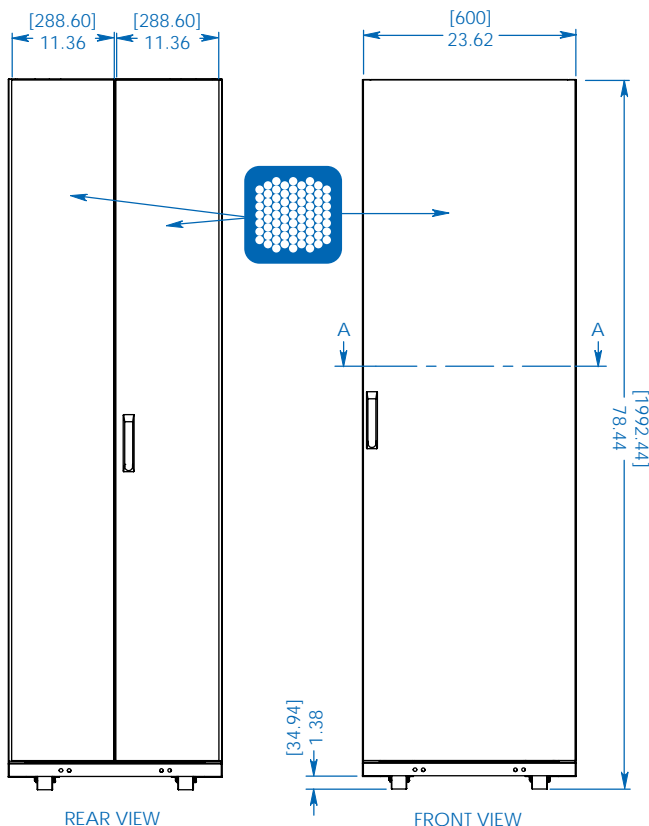
1111 W. 35th Street  
Chicago, IL 60609 USA  
773.869.1234  
www.tripplite.com



TOP VIEW

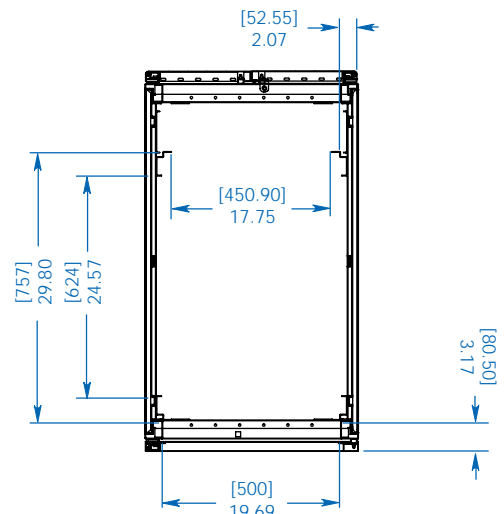


SIDE VIEW



REAR VIEW

FRONT VIEW



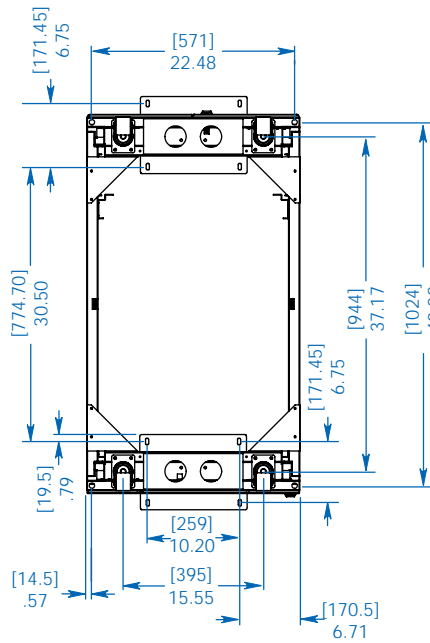
CROSS SECTION A

Dimensions: [mm] INCHES

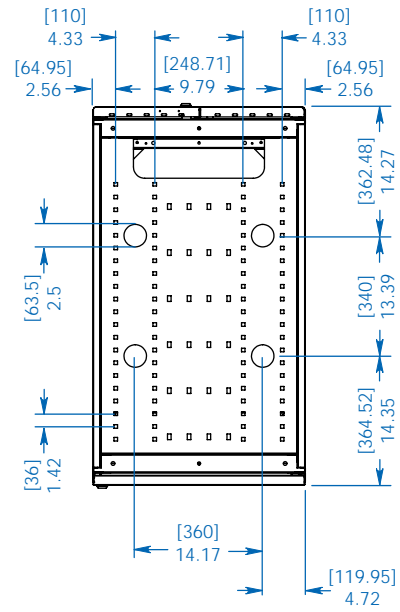
Tripp Lite has a policy of continuous improvement. Specifications are subject to change without notice.

MODEL:  
**SR2400**

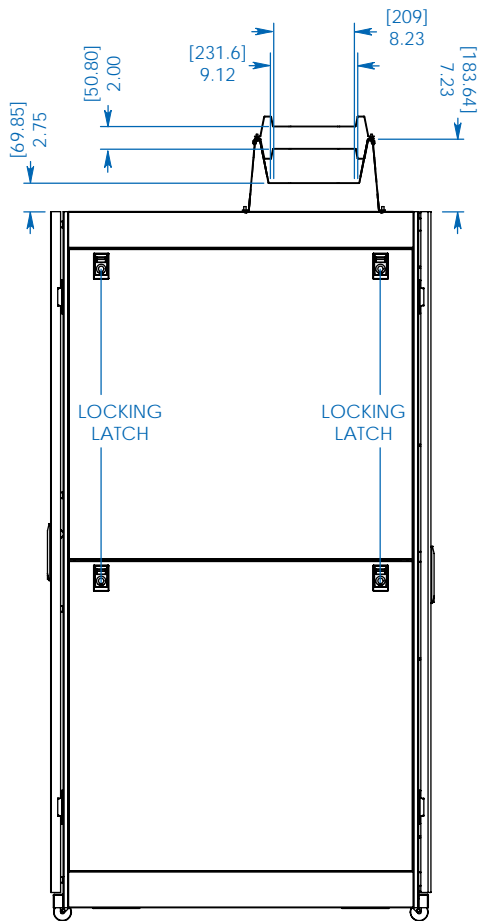
**TRIPP·LITE**



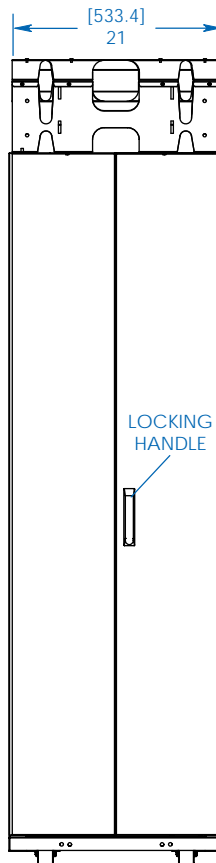
BOTTOM VIEW



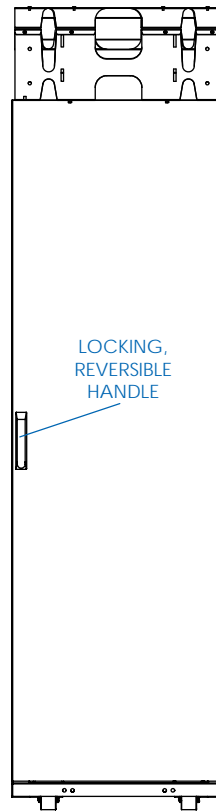
TOP VIEW



SIDE VIEW



REAR VIEW



FRONT VIEW

OPTIONAL SRCABLETRAY AND SRCABLETRAYEXP CABLE MANAGEMENT ACCESSORIES SHOWN (MOUNTING POSITION ADJUSTS TO ACCOMMODATE A WIDE RANGE OF APPLICATIONS)

MODEL:  
**SR2400**

**TRIPP·LITE**

1111 W. 35th Street  
Chicago, IL 60609 USA  
773.869.1234  
[www.tripplite.com](http://www.tripplite.com)

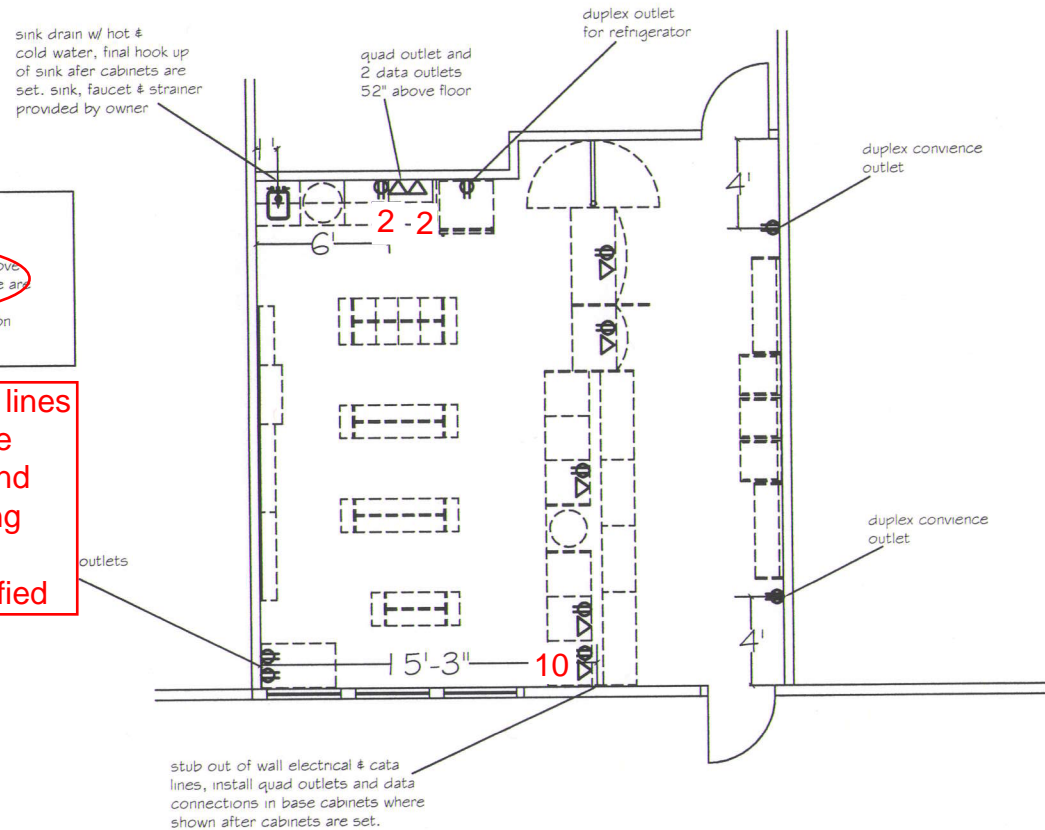
Dimensions: [mm] INCHES

Tripp Lite has a policy of continuous improvement. Specifications are subject to change without notice.


**NOTE:**

provide 7 additional data lines above ceiling for security cameras, these are in addition to those shown on the drawing. owner will provide location of cameras.

20 additional cable lines should be run to the Pharmacy space and left above the ceiling until termination locations are identified



**DATA PLAN**



**PHARMACY DESIGN ASSOCIATES  
DESIGN-FIXTURES-INSTALLATION**

116 RIVERS EDGE RD. N.  
ST. AUGUSTINE, FL 32092  
(904) 673-8969

**DRAWN EXCLUSIVELY FOR:**

COMMUNITY BENZER PHARMACY

WETHERSFIELD, CT.

**FILE NAME:**

**DATE:**

4-25-19

**DRAWN BY:**

GENE BANNON

**SCALE:**